



















Filtration Reference List ( includes joint references with Clean H2O Services)

Client	Location	Year	Inlet Oil (ppm)	Outlet Oil (ppm)	Inlet Solids (mg/L)	Outlet Solids (mg/L)	Product	Flow Rate (bwpd)	Vessel Orientation
 <b>ExxonMobil</b>	Valdez, USA	1989	50	1	15	1	BWS	5,000	Vertical
 <b>UNOCAL 76</b>	West Texas, USA	1990	100	5	12	1	BWS	33,000	Vertical
 <b>Husky Energy</b>	Alberta, Canada	1992	65	5	15	1	BWS	5,000	Vertical
 <b>Marathon Oil Corporation</b>	Gulf of Mexico	1992	60	5	12	1	BWS	5,000	Vertical
 <b>TOTAL</b>	YEMEN	1998	100	5	15	1	BWS	5,000	Vertical
 <b>TOTAL</b>	YEMEN	1998	100	5	15	1	MULTI MEDIA	5,000	Vertical
<b>NORTH CENTRAL OIL COMPANY</b>	SOUTH PASS 24, USA	1998	50	5	12	1	MULTI MEDIA	2 X 15,000	Vertical
 <b>NAVAJO REFINERY</b>	New Mexico, USA	2000	100	5	N/A	N/A	BWS	2 X 5,000	Vertical
 <b>Agip</b>	G.I.102, USA	2001	N/A	N/A	1	0.05	SAND	2 X 15,000	Vertical
 <b>THUMS</b>	Long Beach, USA	2002	200	10	25	5	SAND	50,000	Vertical
 <b>Husky Energy</b>	Valhalla, Canada	2004	25	3	8	1	BWS	2 x 10,000	Vertical
 through  <b>Alderley plc</b>	Vankor Field, Russia	2007	15	5	20	3	BWS	4 x 85,000	Horizontal
 through  <b>Alderley plc</b>	Vankor Field, Russia	2007	15	5	20	3	BWS	2 x 67,000	Horizontal
 Through  <b>Alderley plc</b>	KSP 9 Field, Russia	2008	50	5	20	2	BWS	2 x 117,000	Horizontal
 Through <b>ENERFLEX</b>	El Feel, Libya	2008	25	5	50	5	BWS	6 x 50,000	Horizontal
 <b>CCS MIDSTREAM SERVICES</b>	Alberta, Canada	2008	200	10	200	40	BWS	7,550	Vertical